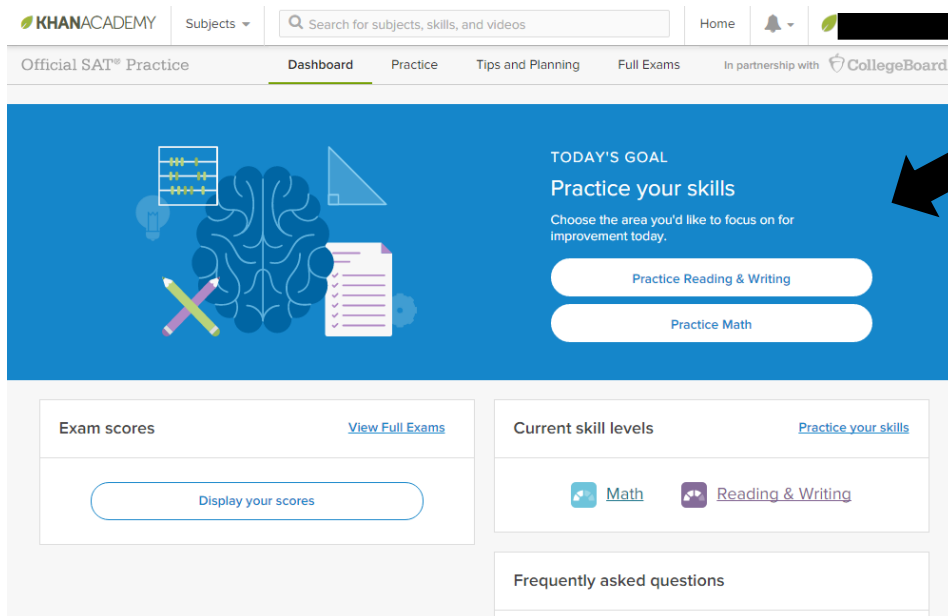
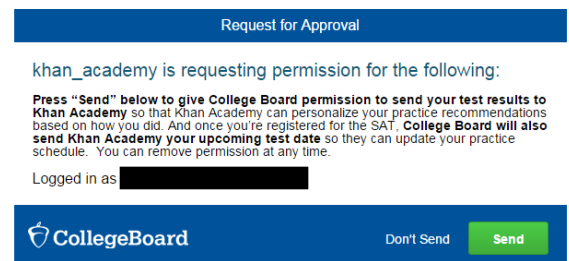
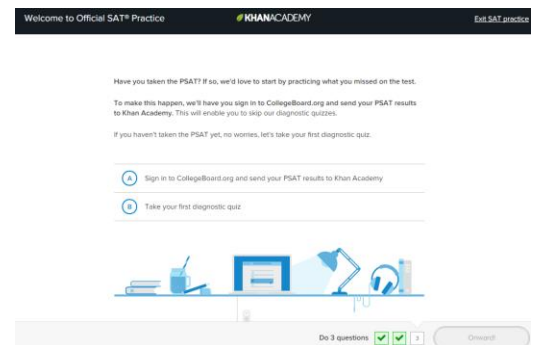


Use your PSAT Results to Receive Individualized SAT Practice through College Board & Khan Academy

Follow these steps to access FREE full-length practice tests, thousands of study questions, study and test taking tips and video lessons based on your individual needs. With this site, you can also receive individualized study hints based on your PSAT scores. **Follow these instructions to link your PSAT scores with your SAT/KHAN Academy study account.**



1. Go to www.satpractice.org.
2. Click "Sign Up" and enter your information.
3. An email will be sent to you with a link to activate your Khan Academy Account. Follow the steps in the email to create your username and password.
4. Once you log in to Khan Academy you will be asked to select a test prep option—click study for the redesigned SAT.
5. Follow the prompts to set up your account. You can link your PSAT scores to this site, or choose to take a diagnostic quiz to assess your current skill level.
6. If you select to upload your PSAT scores, follow the prompts and submit your approval for scores to be transferred.
7. Once scores are transferred, you will be able to see individualized study recommendations, practice questions and sample videos.
8. Login frequently to practice your skills.



Click to practice your skills!

Please visit this website for more instructions on reading your PSAT results.

<http://www.emsisd.com/Page/34285>

You can also stop by the College & Career Center in the front office of CTHS during your lunch period for assistance.